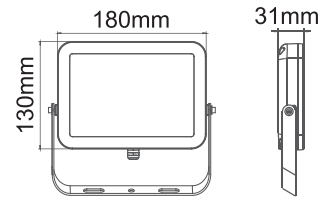


# FLOOD LIGHTS



# TABLET

- LED slim flood light
- Input voltage range: 220-240V AC 50/60Hz
- Constant voltage driver included
- Housing & heatsink: aluminium
- Diffuser: clear shatter proof glass
- Mounting bracket: iron
- LED type: 35pcs SMD2835
- Power factor: >0.9
- CRI: 80
- Flex & plug: 1200mm
- Adjustable: 180°
- Ambient temperature: -20 to 40°C
- Not suitable for dimming
- Suitable for 2-way switching
- Suitable for use with PIR or Microwave sensors

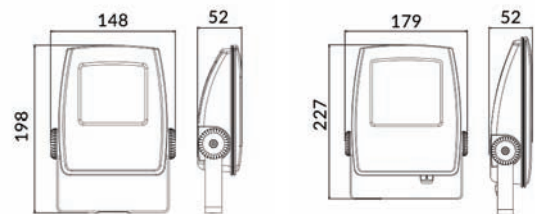


25,000hr Lifetime	110° Beam Angle	<b>IP65</b> Rated	<b>2YEAR</b> Replacement Warranty
-------------------	-----------------	----------------------	--------------------------------------

Part No.	Description	Kelvin	Lumens	Watt	CRI	Beam Angle	Carton QTY
<b>TABLET2B</b>	FLOOD LED MATT BLK SLIM 5000K 30W	5000K	2100lm	30W	80	120°	1/16

# FLOOD15-16

- LED slim flood lights
- Input voltage: 240V 50/60Hz
- Housing: PC
- Bracket: aluminium
- LED chips: SMD 2835
- Power factor: ≥0.9
- Flex & plug not included
- Ambient temperature: -20 to 40°C
- Not suitable for dimming
- Suitable for 2-way switching
- Suitable for use with Microwave & PIR sensors



25,000hr Lifetime	70° Beam Angle	<b>IP65</b> Rated	2YEAR Replacement Warranty
-------------------	----------------	----------------------	----------------------------

Part No.	Description	Kelvin	Lumens	Watt	CRI	Dimensions	Carton QTY
<b>FLOOD15</b>	FLOOD LED BLK P/C (aluminum bracket) 15W	5000K	1200lm	15W	80	148x198x52mm	1/10
<b>FLOOD16</b>	FLOOD LED BLK P/C (aluminum bracket) 30W	5000K	2200lm	30W	80	179x227x52mm	1/10

# FLOOD22

- LED flood lights
- Input voltage range: 85-265V AC 50/60Hz
- Meanwell constant current driver included
- Housing: powder coated aluminium
- Diffuser: PC
- LED chips: 150pcs SMD3030 LED
- Wattage: 150W (=350W MH)
- Power factor:  $\geq 0.9$
- Flex & 2 pin plug: 1500mm
- Ambient temperature: -20 to 50°C
- Not suitable for dimming
- Suitable for 2-way switching



50,000hr  
Lifetime

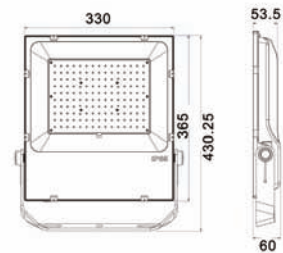
120°  
Beam Angle

**IP65**  
Rated

**5YEAR**  
Replacement  
Warranty



Angled / offset bracket for easy installation

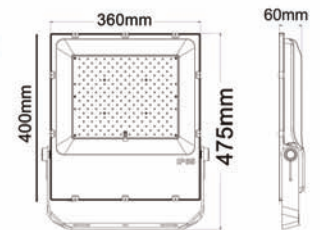


Part No.	Description	Kelvin	Lumens	Watt	CRI	Power Factor	Dimension	Carton QTY
<b>FLOOD22</b>	FLOOD LED BLK 5000K 150W IP65 1.5MFP	5000K	18000lm	150W	75	$\geq 0.9$	330x360x60mm	1/1

# FLOOD14

- LED LED flood lights
- Input voltage range: 85-265V AC 50/60Hz
- Diffuser: PC
- LED chips: 224pcs SMD3030 LED
- Power factor: 0.95
- Flex & 3 pin plug: 1200mm
- Ambient temperature: -20 to 50°C
- Not suitable for dimming
- IPART & VEU approved

**IPART & VEU APPROVED**



Angled / offset bracket for easy installation

50,000hr  
Lifetime

120°  
Beam Angle

**IP65**  
Rated

**3YEAR**  
Replacement  
Warranty

Part No.	Description	Kelvin	Lumens	Watt	CRI	Power Factor	Dimension	Carton QTY
<b>FLOOD14</b>	FLOOD LED BLK 200W SMD 5000K IP65 1.5MFP	5000K	25000lm	200W	70	0.95	360x475x60mm	1/1



# RGB FLOOD LIGHTS

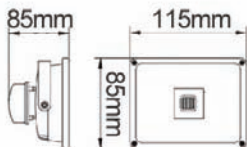
- LED RGB flood lights
- Input voltage range: 85-265V AC 50/60Hz
- Custant current driver included
- Housing: die cast aluminium
- LED chip: 30x30MIL LED
- Power factor: >0.9
- CRI: >70
- Flex & plug: 1200mm
- Infrared remote included (range: see below)
- Ambient temperature: -35 to 35°C
- Not suitable for dimming
- Not suitable for 2 way switching
- Suitable for use with PIR/ Microwave sensors



50,000hr Lifetime	120° Beam Angle	<b>IP65</b> Rated	<b>3YEAR</b> Replacement Warranty
----------------------	--------------------	----------------------	---



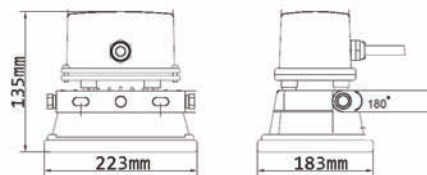
CLA323610RA



Memory mode (Will restart on selected colour - except when using fade)  
Infrared remote range up to 8m



CLA323630R



Memory mode (Will restart on selected colour - except when switched off at wall)  
Infrared remote range up to 4m

Part No.	Description	Kelvin	Lumens	Watt	CRI	Dimensions	Carton QTY
CLA323610RA	FLOOD LED BLK RGB 10W IP65	RGB	600lm IN WHITE	10W	>70	115x85x85mm	1/18
CLA323630R	FLOOD LED BLK RGB 30W IP65	RGB	1800lm IN WHITE	30W	>70	223x183x135mm	1/4