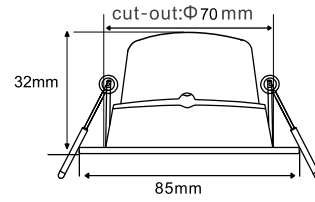




Interior Utility Lights

RUNT

- Smallest LED recessed downlights on the market
- Input voltage range: 220-240V AC
- Integrated driver included
- Material: PC white
- LED chips: 15pcs SMD2835 LED
- Power factor: 0.5
- Flex & plug included
- Not suitable for dimming
- Ambient temp: -20 to 40°C
- Warranty: 5 year domestic or 3 year commercial replacement



Part No.	Kelvin	Lumens	LED Chips	Watt	CRI	Diam	Depth	Cut Out	Carton QTY
RUNT1	3000K	180lm	15pcs 2835	3W	>82	ø85mm	32mm	ø70mm	1/20
RUNT2	5000K	200lm	15pcs 2835	3W	>82	ø85mm	32mm	ø70mm	1/20

RAZORM


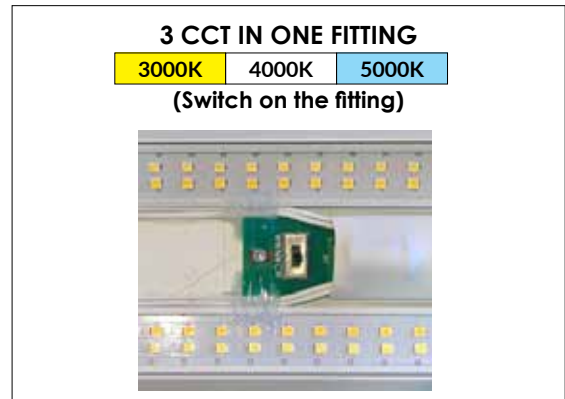
- Interior surface mounted LED Tri-Colour batten
- Input voltage range: 220-240V AC 50/60Hz
- Constant current inbuilt driver included
- Inrush current: <20A
- Housing: powder coated aluminium
- Diffuser: PC
- Heat sink: aluminium
- CCT changeable: 3000K/ 4000K/ 5000K
- LED chips: SMD2835
- Power factor: ≥0.9
- Ambient temp: -20 to 40°C
- Not suitable for dimming
- Suitable for 2-way switching
- Suitable for use with 3 wire motion or Microwave sensors


30,000hr
Lifetime


160°
Beam Angle

IP20
Rated

3YEAR
Replacement
Warranty




Part No.	Description	Kelvin	Lumens	Watt	CRI	Dimensions	Carton QTY
RAZORM001	BATTEN LED S/M WH Central Hole 18W 160D 600mm 2FT	3000/ 4000/ 5000K	1500/ 1700/ 1500lm	18W	>80	600x75x31mm	1/10
RAZORM002	BATTEN LED S/M WH Central Hole 36W 160D 1200mm 4FT	3000/ 4000/ 5000K	3000/ 3400/ 3000lm	36W	>80	1200x75x31mm	1/10



RAZORDM

- Interior surface mounted LED dimmable Tri-Colour batten
- Input voltage range: 220-240V AC 50/60Hz
- Constant current inbuilt driver included
- Inrush current: <20A
- Housing: powder coated aluminium
- Diffuser: PC
- Heat sink: aluminium
- CCT changeable: 3000K/ 4000K/ 5000K
- LED chips: SMD2835
- Power factor: ≥0.9
- Ambient temp: -20 to 40°C
- Suitable for dimming
- Suitable for 2-way switching
- Suitable for use with 3 wire motion or Microwave sensors



Tested & Recommended Dimmers:

Brand	Part No.	PCS per Dimmer
CLA - Trailing Edge	VELA, LYNX	RAZORDM001: 2-10PCS RAZORDM002: 2-5PCS
Dignet - Ledsmart	MMDM/BP, MMDM/RT	
Clipsal - Universal	32ELEDM, 32E450UDM	

Part No.	Description	Kelvin	Lumens	Watt	CRI	Dimensions	Carton QTY
RAZORDM001	BATTEN LED S/M WH Central Hole 18W 160D 600mm 2FT Dimm	3000/ 4000/ 5000K	1500/ 1700/ 1500lm	18W	>80	600x75x31mm	1/10
RAZORDM002	BATTEN LED S/M WH Central Hole 36W 160D 1200mm 4FT Dimm	3000/ 4000/ 5000K	3000/ 3400/ 3000lm	36W	82	1200x75x31mm	1/10

RAZOR

- Interior surface mounted LED dimmable batten
- Input voltage range: 220-240V AC 50/60Hz
- Material: aluminium & PC diffuser
- Inbuilt driver included
- LED chips: SMD2835 LED
- Power factor: 0.9
- Ambient temperature: -20 to 40°C
- Dimmable models are available
- Compatible with 3 wire motion & microwave sensors
- Also **RAZORMBX** available(optional) for external mounted support

***RAZORMBX** - BATTEN LED S/M EXTERNAL M/BRACKETS X 2



Central hole in mounting plate



RAZORMBX



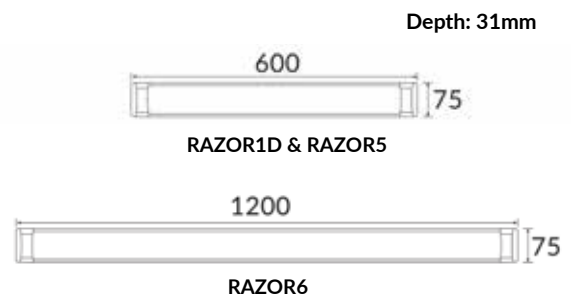
Dimmable models:

Part No.	Description	Kelvin	Lumens	Watt	CRI	Dimensions	Carton QTY
RAZOR1D	BATTEN DIMM LED S/M WH Central Hole 2FT	5000K	1650lm	18W	82	600x75x31mm	1/10



Tested & Recommended Dimmers:

Brand	Part No.	PCS per Dimmer
CLA - Trailing Edge	VELA	RAZOR1D: 6pcs
CLA - Trailing Edge	LYNX	
Diginet - Ledsmart	MMDM / PB	
Diginet - Ledsmart	MMDM / RT	
Clipsal - Universal	32ELEDM	
Clipsal - Universal	32E450UDM	
HPM - Trailing Edge	CAT400T	



Depth: 31mm

Non-Dimmable models:

Part No.	Description	Kelvin	Lumens	Watt	CRI	Dimensions	Carton QTY
RAZOR5	BATTEN LED S/M WH Central Hole 2FT	5000K	1450lm	18W	82	600x75x31mm	1/10
RAZOR6	BATTEN LED S/M WH Central Hole 4FT	5000K	2950lm	36W	82	1200x75x31mm	1/10

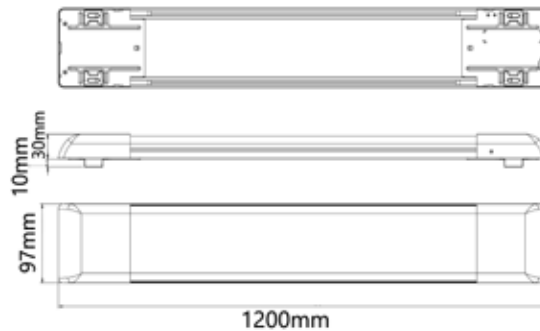


BATTENS001

- Interior LED surface mounted batten with inbuilt sensor
- Input voltage range: 220-240V AC 50/60Hz
- Material: Aluminium & PC
- Power factor: ≥ 0.9
- LED chips: 480pcs SMD2835 LED
- Built in motion activated PIR sensor (SENS006)
- CRI: 82
- Ambient Temp: -20 to 40°C
- Not suitable for dimming
- Suitable for 2-way switching
- Suitable for 3 wire motion & microwave sensors
- Wired at one end (either rear or side cable entry)
- Mounting feet/spacer removeable

Inbuilt sensor - SENS006

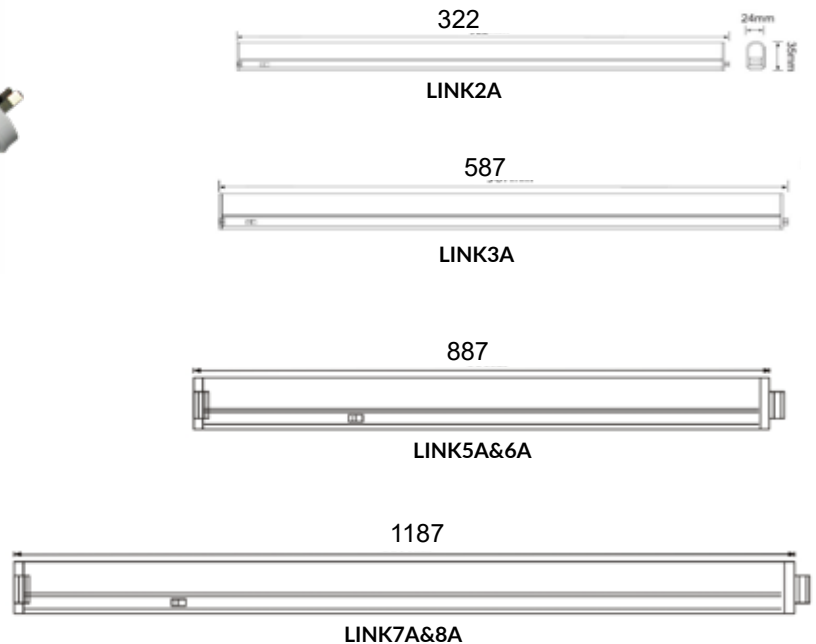

- The distance to operate the sensor: 5m
- Sensor beam angle: 30 to 150°
- 4 different hold time modes
- Easy set-up switch



Part No.	Description	Kelvin	Lumens	Watt	CRI	Dimensions	Carton QTY
BATTENS001	BAT LED S/M WH with inbuilt Sensor 5000K 1200mm 4FT	5000K	4500lm	50W	82	1200x97x30mm	1/10

LINK

- Interior linkable slimline LED lights
- Input voltage range: 220-240V AC 50/60Hz
- Housing: Polycarbonate
- LED chips: SMD 2835 LED
- Power factor: LINK2A: 0.5, LINK3A-8A: 0.9
- Ambient temperature: -20 to 40°C
- Comes with end cap and mounting brackets
- Not suitable for dimming
- Suitable for use with sensors
- **Flex & plug and connecting cables (sold separately)**



Part No.	Description	Kelvin	Lumens	Watt	CRI	LEDs	Dimensions	Carton QTY	
LINK2A	LINKABLE LED SLIM 4W 5000K 322MM	5000K	350lm	4W	80	21pcs	322x35x24mm	1/25	
LINK3A	LINKABLE LED SLIM 8W 3000K 587MM	3000K	600lm	8W	80	42pcs	587x35x24mm	1/25	
LINK5A	LINKABLE LED SLIM 12W 3000K 887MM	3000K	900lm	12W	80	64pcs	887x35x24mm	1/25	
LINK6A	LINKABLE LED SLIM 12W 5000K 887MM	5000K	1000lm	12W	80	64pcs	887x35x24mm	1/25	
LINK7A	LINKABLE LED SLIM 15W 3000K 1187MM	3000K	1200lm	15W	80	84pcs	1187x35x24mm	1/25	
LINK8A	LINKABLE LED SLIM 15W 5000K 1187MM	5000K	1300lm	15W	82	84pcs	1187x35x24mm	1/25	
LINKCN	22cm CONNECTING CABLE FOR LINK1A-8A (SOLD SEPARATELY)								
LINKFP	FLEX & PLUG 2 PIN 1.2m CABLE FOR LINK1A-8A (SOLD SEPARATELY)								
LINKHW	HARD WIRE LEAD 20cm FOR LINK1A-8A (SOLD SEPARATELY)								

Note: All linkable models can be used together. Maximum connections 150W.

UNDER BENCH UTILITY LED LIGHTS

- Interior LED under bench utility lights
- Input voltage: 12V DC
- Plugs into DC power supply or 12V battery
- Surround for round fitting is white
- Surround for RGB & Square fitting is stainless steel
- The fittings come with 2.45m cable
- LED chips: Everlight 3020 LED
- Extremely low power consumption
- Equivalent to 15W halogen output
- Quick and easy D.I.Y. installation
- Included screws and double sided tape
- No UV / IR radiation
- Single colour dimmable with CLAKZQ9B or CLAKZQ5
- RGB colour dimmable with CLAKZQ9A



CLALEDRNDSCUBRGB



CLALEDSQSCUB




CLALEDRNDWHUB

Part No.	Description	Kelvin	Lumens	Watt	CRI	Dimensions	Carton QTY
CLALEDRNDSCUBRGB	CABINET UNDERBENCH LED 12V DC S/M RND S/C RGB	RGB	-	1.2W	85	Ø50x6mm	1/100
CLALEDRNDWHUBWW	CABINET UNDERBENCH LED 12V DC S/M RND WH	3000K	48lm	1.4W	85	Ø50x6mm	1/100
CLALEDSQSCUBWW	CABINET UNDERBENCH LED 12V DC S/M SQ S/C	3000K	44lm	1.4W	85	52x52x6mm	1/100
CLALEDSQSCUBCW	CABINET UNDERBENCH LED 12V DC S/M SQ S/C	5000K	52lm	1.4W	85	52x52x6mm	1/100

LED UTILITY LIGHTS ACCESSORIES



OTTER1



CLAJB4A,6A,12A



CLARGBCONTROLLER



CLAKZQ5



CLAKZQ9A



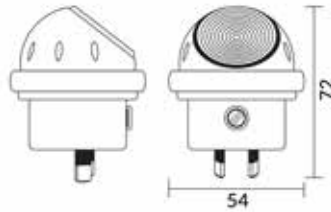
CLAKZQ9B

Part No.	Description	Carton QTY
OTTER1	DRIVER LED 12V DC C/VOLT 1-12W IP67 WP 1	1/1
CLAJB4A	4-WAY JUNCTION BOX FOR SINGLE COLOUR LED UNDER BENCH UTILITY LIGHT	1/1
CLAJB6A	6-WAY JUNCTION BOX FOR SINGLE COLOUR LED UNDER BENCH UTILITY LIGHT	1/1
CLAJB12A	12-WAY JUNCTION BOX FOR SINGLE COLOUR LED UNDER BENCH UTILITY LIGHT	1/1
CLARGBCONTROLLER	RGB CONTROLLER IN LINE WITH 4-WAY JUNCTION BOX	1/1
CLAKZQ5	SINGLE COLOUR LED DIMMER & KNOB SWITCH	1/1
CLAKZQ9A	RGB LED RECEIVER & REMOTE CONTROLLER MAX.30W (1 FITTING ONLY)	1/1
CLAKZQ9B (incl. CLAKZQ9BCABLE)	SINGLE COLOUR LED RECEIVER & REMOTE MAX.15W	1/1



NIGHT01

- Interior LED utility wall night light
- Input voltage: 220-250V AC
- Inbuilt LED driver
- Automatically Turns on at dusk and off at dawn
- No batteries required
- Rotates through 360°to light any direction
- For indoor use only



1. For best results, use in a place with ample natural light, unobstructed by window furnishings
2. To use safely, ensure the night light is fully inserted into socket
3. The photoelectric eye will sense fading light and automatically switch the night light on and off again as natural light return

Part No.	Decription	Kelvin	Lumens	Watt	CRI	Dimensions	Carton QTY
NIGHT01	WALL INTERNAL LED PLUG IN NIGHTLIGHT	6500K	28lm	0.2w	-	72X54mm	12/96