
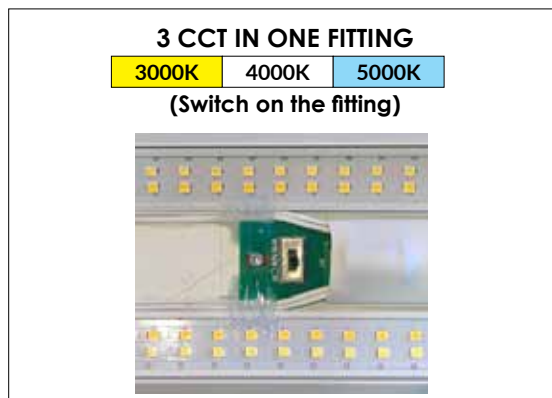


*Battens*

# RAZORM

- Interior surface mounted LED Tri-Colour batten
- Input voltage range: 220-240V AC 50/60Hz
- Constant current inbuilt driver included
- Inrush current: <20A
- Housing: powder coated aluminium
- Diffuser: PC
- Heat sink: aluminium
- CCT changeable: 3000K/ 4000K/ 5000K
- LED chips: SMD2835
- Power factor: ≥0.9
- Ambient temp: -20 to 40°C
- Not suitable for dimming
- Suitable for 2-way switching
- Suitable for use with 3 wire motion or Microwave sensors



RAZORM001


RAZORM002

Part No.	Description	Kelvin	Lumens	Watt	CRI	Dimensions	Carton QTY
RAZORM001	BATTEN LED S/M WH Central Hole 18W 160D 600mm 2FT	3000/ 4000/ 5000K	1500/ 1700/ 1500lm	18W	>80	600x75x31mm	1/10
RAZORM002	BATTEN LED S/M WH Central Hole 36W 160D 1200mm 4FT	3000/ 4000/ 5000K	3000/ 3400/ 3000lm	36W	>80	1200x75x31mm	1/10



# RAZORDM

- Interior surface mounted LED dimmable Tri-Colour batten
- Input voltage range: 220-240V AC 50/60Hz
- Constant current inbuilt driver included
- Inrush current: <20A
- Housing: powder coated aluminium
- Diffuser: PC
- Heat sink: aluminium
- CCT changeable: 3000K/ 4000K/ 5000K
- LED chips: SMD2835
- Power factor: ≥0.9
- Ambient temp: -20 to 40°C
- Suitable for dimming
- Suitable for 2-way switching
- Suitable for use with 3 wire motion or Microwave sensors



### Tested & Recommended Dimmers:

Brand	Part No.	PCS per Dimmer
CLA - Trailing Edge	VELA, LYNX	RAZORDM001: 2-10PCS RAZORDM002: 2-5PCS
Diginet - Ledsmart	MMDM/BP, MMDM/RT	
Clipsal - Universal	32ELEDM, 32E450UDM	

Part No.	Description	Kelvin	Lumens	Watt	CRI	Dimensions	Carton QTY
RAZORDM001	BATTEN LED S/M WH Central Hole 18W 160D 600mm 2FT Dimm	3000/ 4000/ 5000K	1500/ 1700/ 1500lm	18W	>80	600x75x31mm	1/10
RAZORDM002	BATTEN LED S/M WH Central Hole 36W 160D 1200mm 4FT Dimm	3000/ 4000/ 5000K	3000/ 3400/ 3000lm	36W	82	1200x75x31mm	1/10

# RAZOR

- Interior surface mounted LED dimmable batten
- Input voltage range: 220-240V AC 50/60Hz
- Material: aluminium & PC diffuser
- Inbuilt driver included
- LED chips: SMD2835 LED
- Power factor: 0.9
- Ambient temperature: -20 to 40°C
- Dimmable models are available
- Compatible with 3 wire motion & microwave sensors
- Also **RAZORMBX** available(optional) for external mounted support



Central hole in mounting plate



RAZORMBX

\*RAZORMBX - BATTEN LED S/M EXTERNAL M/BRACKETS X 2



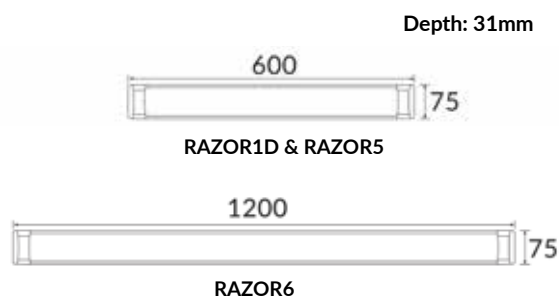
### Dimmable models:

Part No.	Description	Kelvin	Lumens	Watt	CRI	Dimensions	Carton QTY
RAZOR1D	BATTEN DIMM LED S/M WH Central Hole 2FT	5000K	1650lm	18W	82	600x75x31mm	1/10



### Tested & Recommended Dimmers:

Brand	Part No.	PCS per Dimmer
CLA - Trailing Edge	VELA	RAZOR1D: 6pcs
CLA - Trailing Edge	LYNX	
Dignet - Ledsmart	MMDM / PB	
Dignet - Ledsmart	MMDM / RT	
Clipsal - Universal	32ELEDM	
Clipsal - Universal	32E450UDM	
HPM - Trailing Edge	CAT400T	



Depth: 31mm

### Non-Dimmable models:

Part No.	Description	Kelvin	Lumens	Watt	CRI	Dimensions	Carton QTY
RAZOR5	BATTEN LED S/M WH Central Hole 2FT	5000K	1450lm	18W	82	600x75x31mm	1/10
RAZOR6	BATTEN LED S/M WH Central Hole 4FT	5000K	2950lm	36W	82	1200x75x31mm	1/10

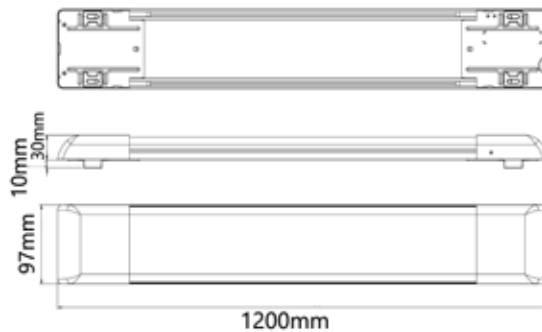


# BATTENS001

- Interior LED surface mounted batten with inbuilt sensor
- Input voltage range: 220-240V AC 50/60Hz
- Material: Aluminium & PC
- Power factor:  $\geq 0.9$
- LED chips: 480pcs SMD2835 LED
- Built in motion activated PIR sensor (SENS006)
- CRI: 82
- Ambient Temp: -20 to 40°C
- Not suitable for dimming
- Suitable for 2-way switching
- Suitable for 3 wire motion & microwave sensors
- Wired at one end (either rear or side cable entry)
- Mounting feet/spacer removeable

### Inbuilt sensor - SENS006

- The distance to operate the sensor: 5m
- Sensor beam angle: 30 to 150°
- 4 different hold time modes
- Easy set-up switch



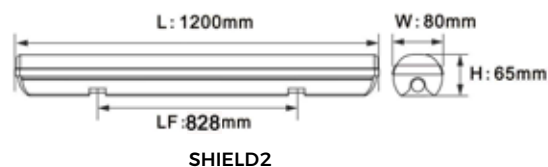
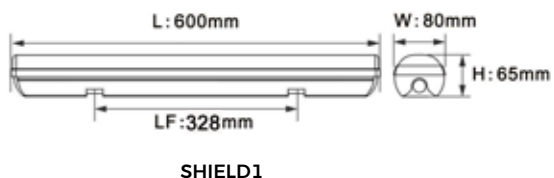
Part No.	Description	Kelvin	Lumens	Watt	CRI	Dimensions	Carton QTY
BATTENS001	BAT LED S/M WH with inbuilt Sensor 5000K 1200mm 4FT	5000K	4500lm	50W	82	1200x97x30mm	1/10

# SHIELD

- Exterior LED waterproof batten
- Input voltage range: 220-240V AC
- Base & Diffuser: PC
- LED chips: 2835 LED
- Power factor: >0.9
- Suitable to be used with infrared sensors
- Ambient temp: -20 to 50°C
- Additional cabling options in baseplate
- Multiple fittings can be installed in a line
- Easy installation
- Large terminal block



30,000hr Lifetime	120° Beam Angle	<b>IP65</b> Rated	<b>IK08</b> Rated	<b>3YEAR</b> Replacement Warranty
----------------------	--------------------	----------------------	----------------------	---



Part No.	Description	Kelvin	Lumens	Watt	CRI	Dimensions	Carton QTY
<b>SHIELD1</b>	BATTEN LED S/M W/PROOF GREY L600mm	5000K	1800lm	20w	>80	600x80x65mm	1/9
<b>SHIELD2</b>	BATTEN LED S/M W/PROOF GREY L1200mm	5000K	3600lm	40w	>80	1200x80x65mm	1/9

